















Fast Moving Parts - Iveco

	<p>Clutch servo Magnefi Marelli</p>		<p>Load sensing valve Wabco Mechanical linkage Air bag pressure sensing</p>
	<p>Circuit protection valve Wabco</p>		<p>Trailer relay valve With supply dump Wabco / Bosch / Knorr</p>
	<p>Range change cylinder</p>		<p>Clutch Master Cylinder FAG / FTE</p>
	<p>Unloader valve With and without air dryer control port Wabco / Bosch / Knorr</p>		<p>Relay valve Wabco / Bosch / Knorr</p>
	<p>Air Dryer Wabco / Knorr</p>		<p>Foot valve Marelli</p>
	<p>Slack adjusters Haldex SBT</p>		<p>Park brake valve Wabco / Knorr / Marelli</p>
	<p>Compressor Parts Large range of repair parts Exchange units available</p>		<p>Compressor - Water Cooled Marelli / Wabco twin Large range of repair parts Exchange units available</p>